



[www.jikelbaby.com](http://www.jikelbaby.com)



**Rella**  
USER MANUAL



**IMPORTANT**

READ CAREFULLY AND KEEP FOR FUTURE REFERENCE

## PARTS LIST



Unpack all the parts, and make sure that all the parts are there.

A. Support base\*1

B. Support bar\*1

C. Seat\*1

D. Toy bar\*1



E. Toy\*2

F. Left/right joint\*2


G. Vibration unit\*1 (additional accessories sold separately)

# CARRYCOT ASSEMBLY

## 1 Assembly the rocker




⋮



...



## 2 Assembly the toy bar

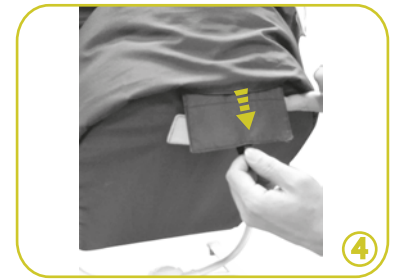
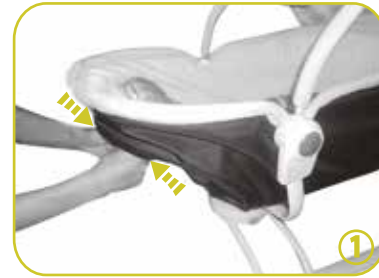




③ To use harness




④ Rocker model



6 Cot use model ( For children sleeping )




⋮



⋮



**5 Assembly the vibration unit**  
( additional accessories sold separately )

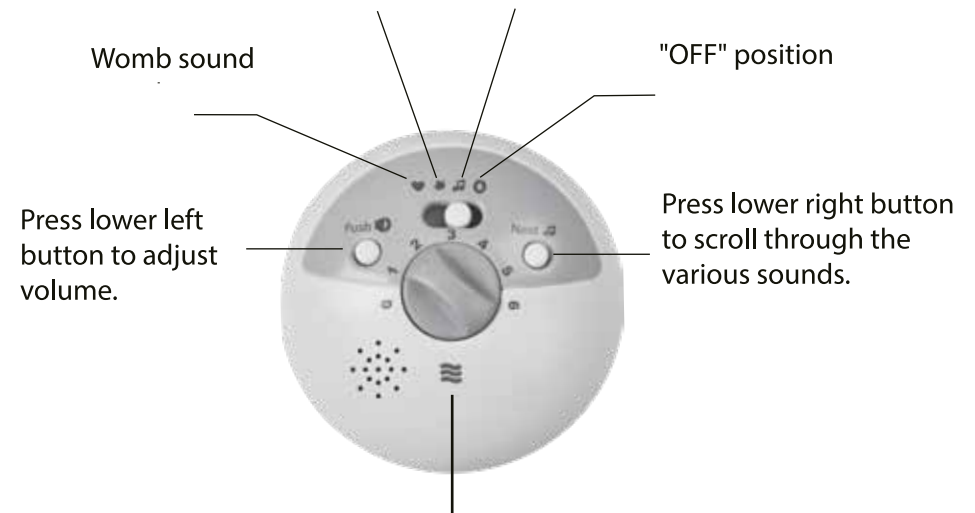
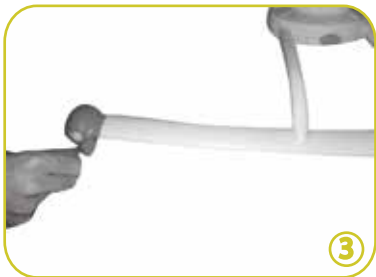
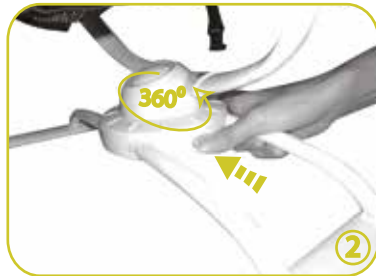


**THE BUTTON**

Two nature sounds

Three different melodies

**6 Rocker function**



Select the vibration mode by turning the dial on the unit.  
To shut-off, turn dial all away to the "0" position.

## CLEAN AND MAINTAIN

---

1. This product is suitable for surface cleaning.
2. To wash fabric seat, with cold water and mild soap. Air dry.
3. No bleach. Drip dry. Do not put in dryer. Do not iron or dry clean.
4. Metal and plastic parts can be wiped clean with a soft damp cloth and dried with a soft cloth. Do not use abrasive cleaners or solvents.
5. Keep product away from direct sunlight or heat.
6. Periodically replace any damaged part immediately, such as oil caster blots and wheels axles, and fixings to ensure brakes are secure and in full working order.

## BATTERY CAUTION

---

1. Non-rechargeable batteries are not to be recharged.
2. Rechargeable batteries are only to be charged under adult supervision.
3. Rechargeable batteries are to be removed from the toy before being charged.
4. Different types of batteries or new and used batteries are not to be mixed.
5. Batteries are to be inserted with correct polarity.
6. Exhausted batteries are to be removed from the toy.
7. The supply terminals are not to be short-circuited.
8. Adult assembly is required.

## WARNING

---

1. Never let the child unattended.
2. Do not use the reclined cradle once your child can sit unaided.
3. This reclined cradle is not intended for prolonged periods of sleeping .  
The reclined cradle should be change to cot model when your baby sleep.
4. It is dangerous to use this reclined cradle on an elevated surface, e.g.a table.
5. Always use the restraint system.
6. Never use the toy bar to carry the reclined cradle .
7. This reclined cradle is intended for children who approximately age of 0-9 months, maximum weight of 9kgs.
8. This reclined cradle does not replace a cot or a bed. Should your child need to sleep, then it should be placed in a suitable cot or bed.
9. Do not use the reclined cradle if any components are broken or missing.
10. Do not use accessories or replacement parts other than those approved by the manufacturer.